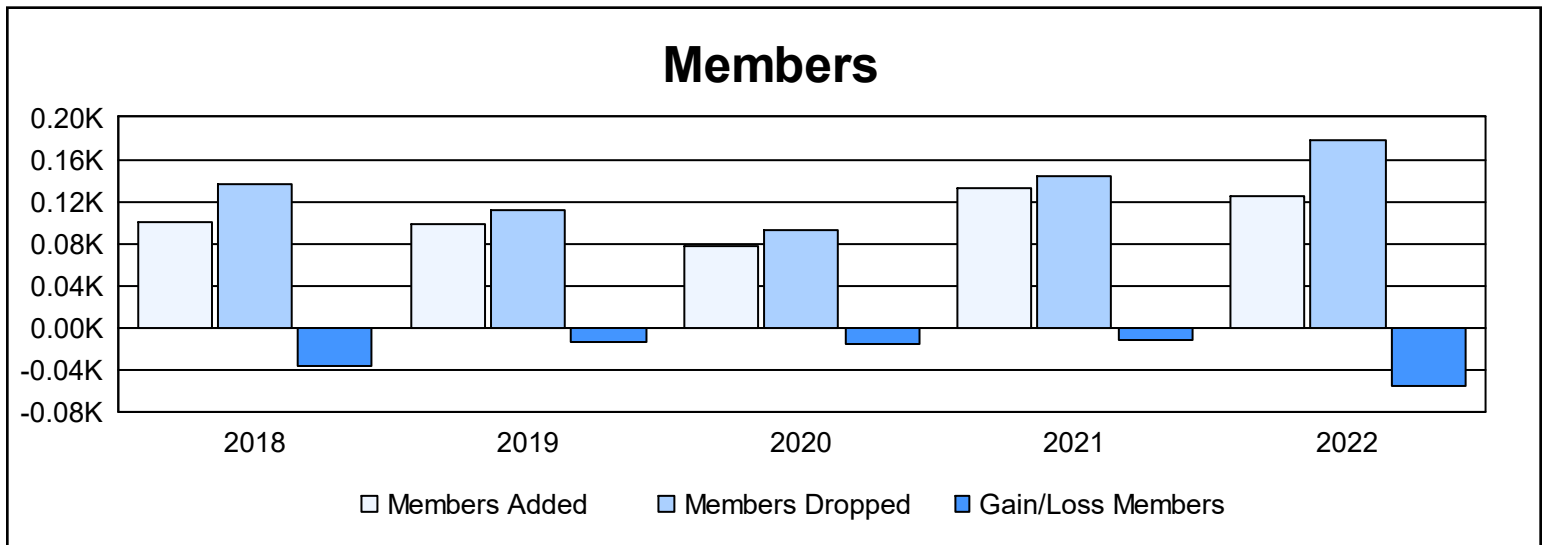
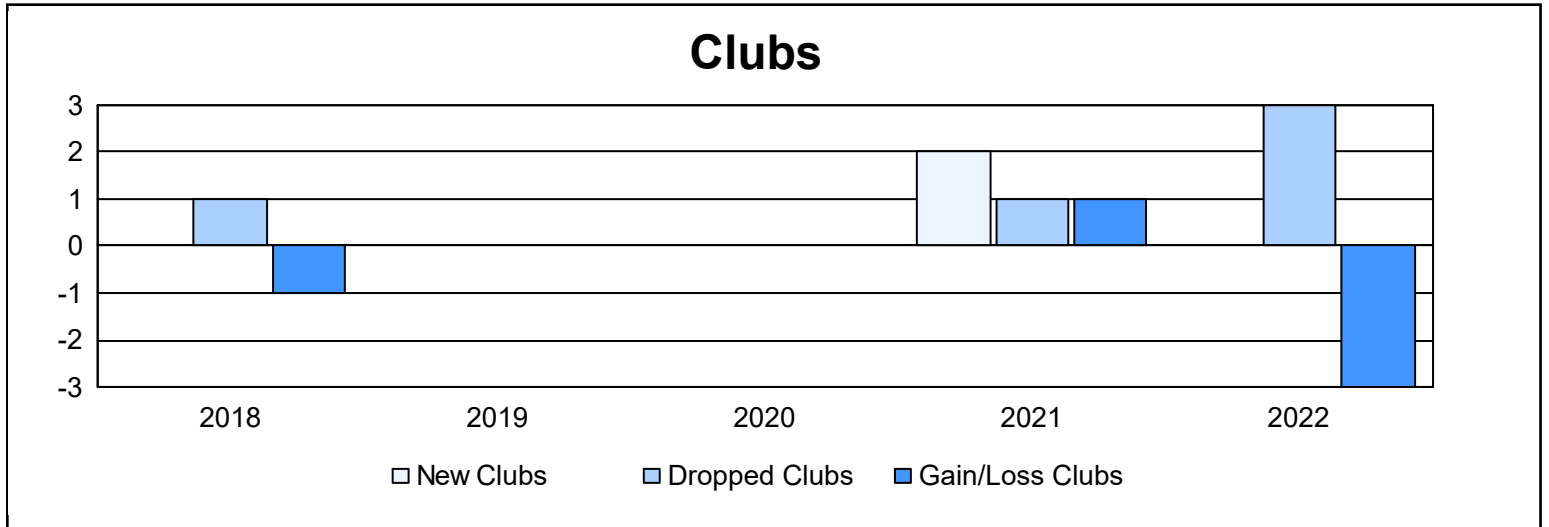
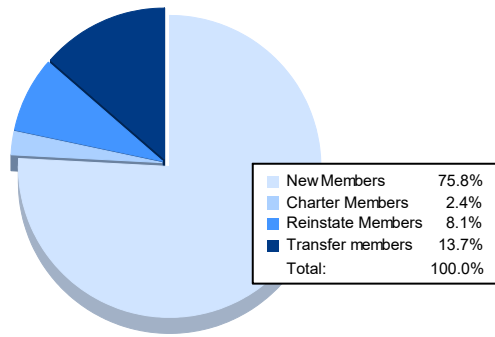


Year	New Clubs	Dropped Clubs	Gain/ Loss Clubs	New Members	Charter Members	Reinstate Members	Transfer Members	Total Member Added	Total Members Dropped	Gain/ Loss Members
2017-2018	0	1	-1	95	0	2	4	101	137	-36
2018-2019	0	0	0	84	0	9	5	98	111	-13
2019-2020	0	0	0	69	2	6	0	77	92	-15
2020-2021	2	1	1	76	49	8	0	133	144	-11
2021-2022	0	3	-3	94	3	10	17	124	179	-55
<b>Average</b>	<b>0</b>	<b>1</b>	<b>-1</b>	<b>84</b>	<b>11</b>	<b>7</b>	<b>5</b>	<b>107</b>	<b>133</b>	<b>-26</b>



### Membership Composition June 2022 Cumulative



### Gender Composition June 2022 Cumulative

